



PRELIMINARY SPEC

Waterproof flex LED Ribbon

PART NO.: MS-F1206W30CTP3-12



Features

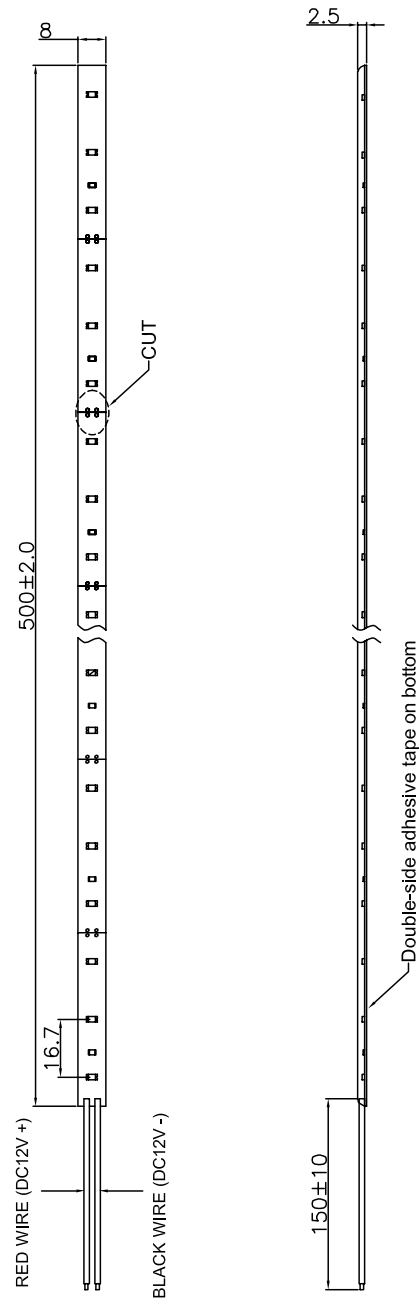
- Use surface mount LED lamps as lighting source on flexible PCB and with self-adhesive backing.
- Each LED has 120° viewing angle for even light
- Available in various colors
- Length of each module can range from 50mm (3 LEDs) to 500mm (30 LEDs).
- Up to ten full module (500cm, 300 LEDs) can be connected
- Totally waterproof (Resisting level: IP67).

Applications

- Path & contour marking
- Elegant interior decoration
- Backlighting for larger size ad-signs
- Landscape outlines
- Signal lighting, etc



◆ Package outlines



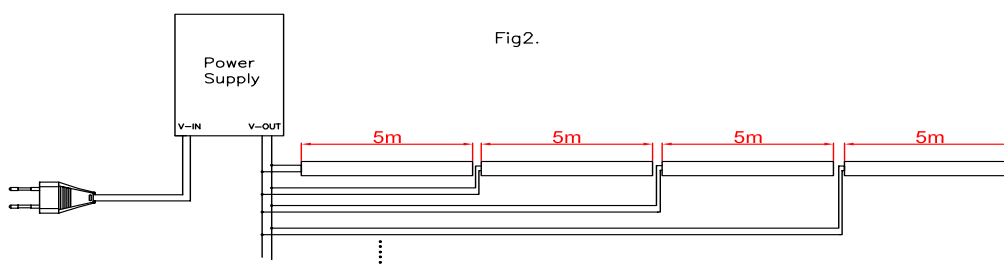
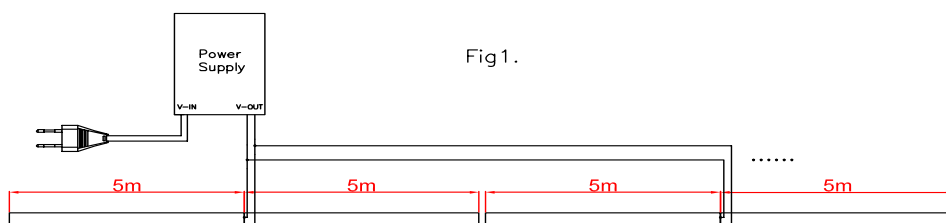
Notes:

1. All dimensions are in millimeters.
2. Tolerance is ± 0.5 unless otherwise noted.
3. Specifications are subject to change without notice.

◆ Electrical/Optical Characteristics at Ta=25°C

Parameter	Symbol	Values	Unit
Emitted color	/	white	/
Chromaticity coordinates Typ.	X	0.31	/
	Y	0.32	/
Luminous flux Typ.	Φ_v	60	lm
Viewing Angle (Per LED) Typ.	$2\theta_{1/2}$	120	°
LED Quantity	Qty	30	pcs
Operating voltage (DC)	Vopr	12±5%	v
Power Dissipation Max.	PD	2.7	w
Operating Temperature	Topr	+5 TO +50	°C
Storage Temperature	Tstg	+5 TO +55	°C

◆ Below is the schematic for connecting :





◆ CAUTIONS:

1. Please choose the right power supply for the light strips to make sure they work under the correct stable power .
2. We strongly suggest that max length for the light strips is 5meter as fig 1 on page 3 indicated .If longer that 5 meter ,LEDs on the end of the strips may not have the same luminous intensity as the ones at the front. But It can be longer than 5 meter if user can accept the luminous intensity difference.
3. User can connect the light strip longer as Fig2 ,on page 3 indicated .
- 4.The self-adhesive at the back of the light strips ,with its superior adhesive and weather durability , can attach to any clear glass ,metal and plastic surface .But some surface ,such as cloth ,wood ,will affect the function of the stick .Test Before attach the strips is necessary .
5. Max bending radius is 5mm for the strips .please pay great attention to avoide direct or indirect cruch to the components on the PCB because it may cause damage to the strips .
- 6.Should you have any question when use light strips , please contact MASON's salesman immediately .

◆ Revision History:

Rev. No.	Change description	Date	Prepared by	Checked by	Approved by
A/0	New-made specification	2007/08/24	ALLEN CHEN	KAKA	KAKA
A/1	Add cautions	2007/10/24	ALLEN CHEN	KAKA	KAKA