

低損失超高速ダイオード

LOW LOSS SUPER HIGH SPEED RECTIFIER

■特長：Features

- 取り付け面が絶縁されたフルモールドタイプ
Insulated package by fully molding.
- 低 V_F
Low V_F
- スイッチングスピードが非常に速い
Super high speed switching.
- プレーナー技術による高信頼性
High reliability by planer design.

■用途：Applications

- 高速電力スイッチング
High speed power switching.

■定格と特性：Maximum Ratings and Characteristics

●絶対最大定格：Absolute Maximum Ratings

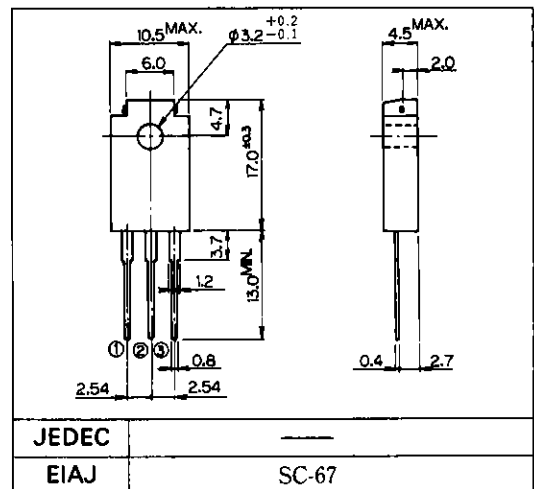
Items	Symbols	Conditions	Ratings	Units
ピーク繰り返し逆電圧 Repetitive Peak Reverse Voltage	V_{RRM}		200	V
平均出力電流 Average Output Current	I_o	方形波, $duty = 1/2$, $T_c = 120^\circ C$ Square wave	5*	A
サージ電流 Surge Current	I_{FSM}	正弦波 Sine wave 10ms	25	A
接合温度 Operating Junction Temperature	T_j		-40 ~ +150	$^\circ C$
保存温度 Storage Temperature	T_{stg}		-40 ~ +150	$^\circ C$

●電気的特性(特に指定がない限り周囲温度 $T_a = 25^\circ C$ とする)

Electrical Characteristics ($T_a = 25^\circ C$ Unless otherwise specified)

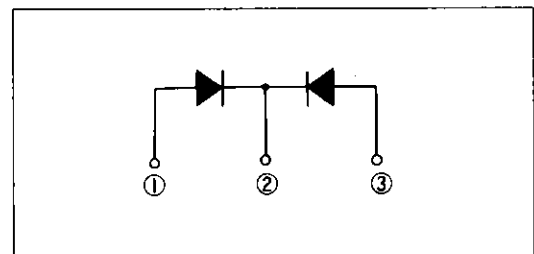
Items	Symbols	Conditions	Max.	Units
順電圧 Forward Voltage Drop	V_{FM}	$I_{FM} = 2.5 A$	0.95	V
逆電流 Reverse Current	I_{RRM}	$V_R = V_{RRM}$	100	μA
逆回復時間 Reverse Recovery Time	t_{rr}	$I_F = 0.1A$, $I_R = 0.2A$, $I_{rec} = 0.05A$	35	ns
熱抵抗 Thermal Resistance	$R_{th(j-c)}$	接合・ケース間 junction to case	5.0	$^\circ C/W$

■外形寸法：Outline Drawings

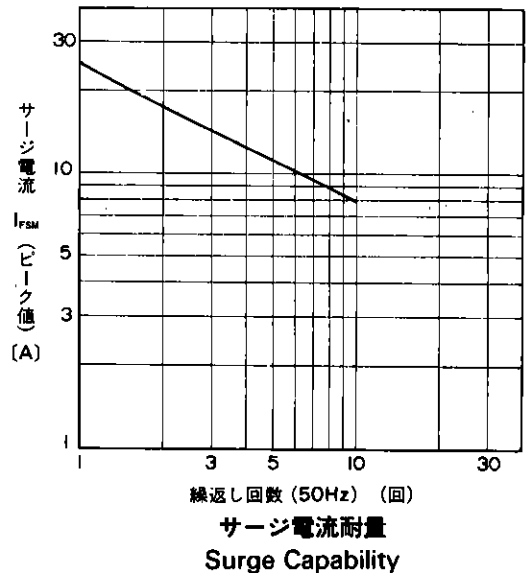
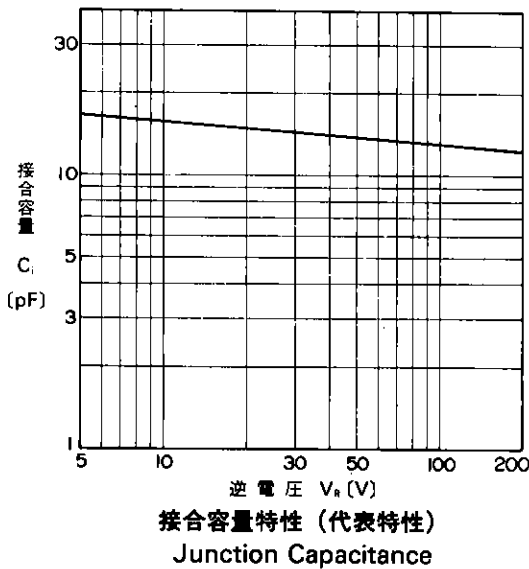
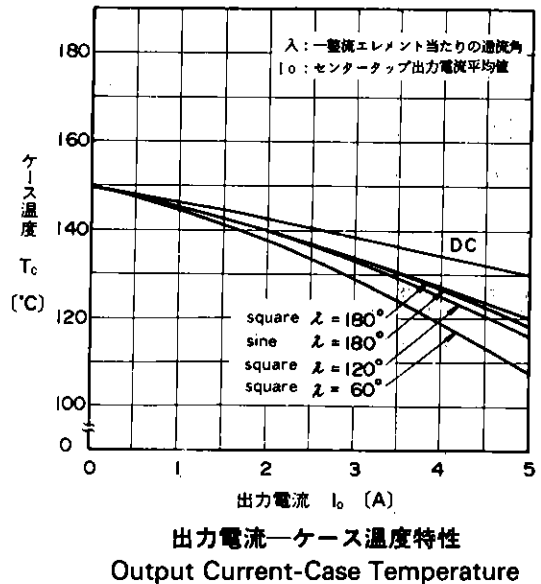
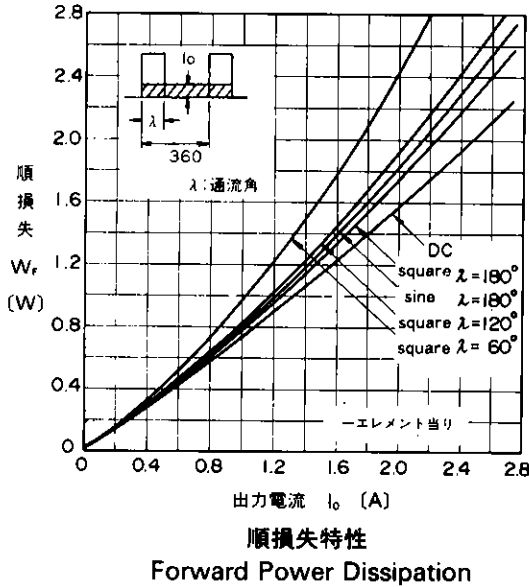
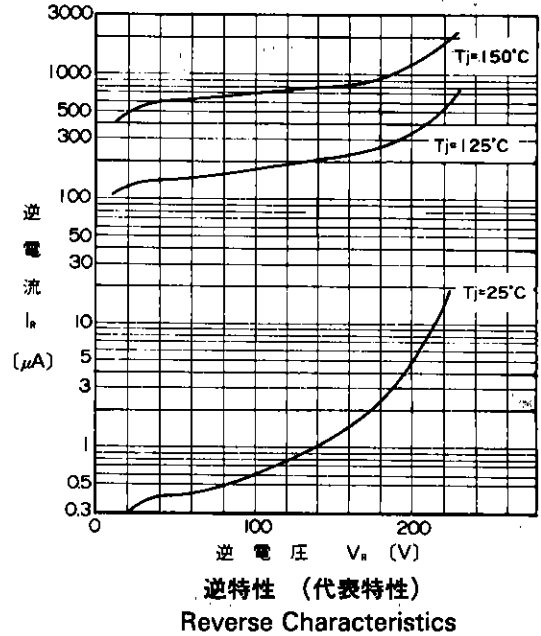
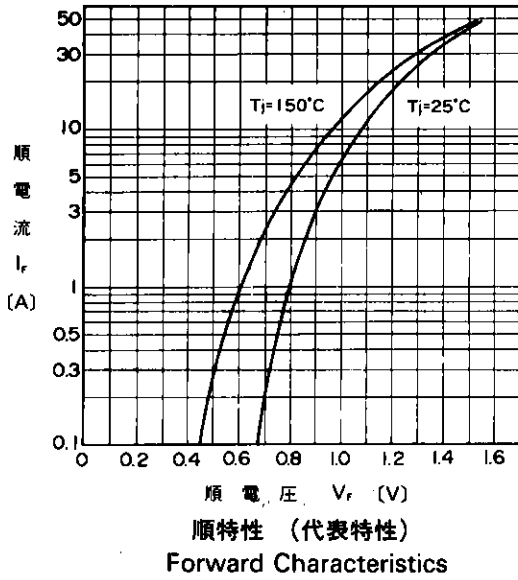


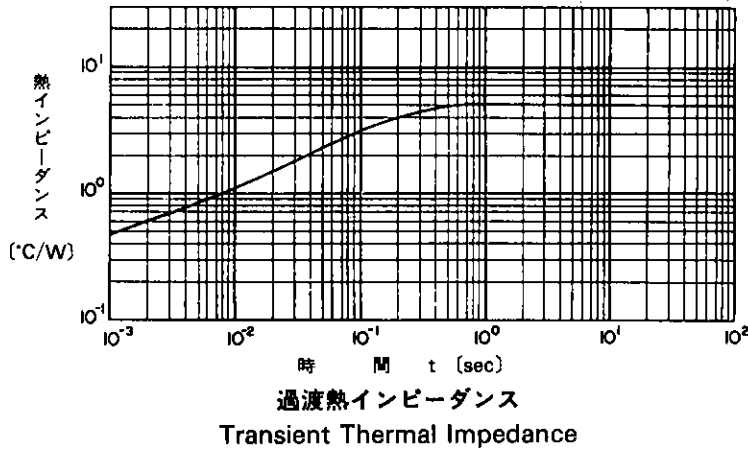
■電極接続

Connection Diagram



■特性曲線：Characteristics





A

For more information, contact:

Collmer Semiconductor, Inc.

P.O. Box 702708

Dallas, TX 75370

972-233-1589

972-233-0481 Fax

<http://www.collmer.com>