

# BAX18

## FEATURES :

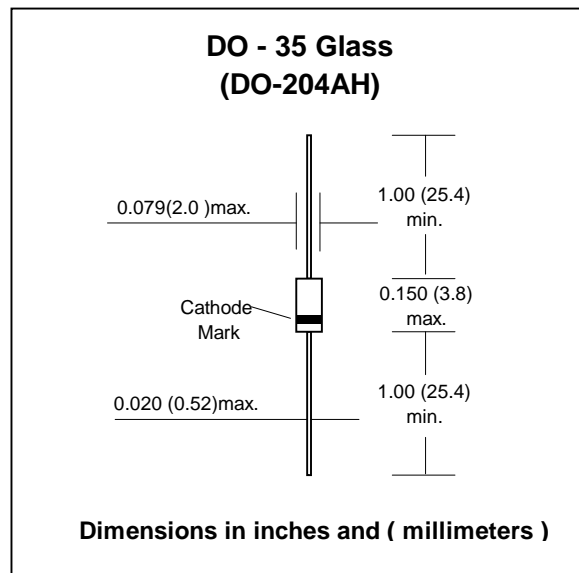
- Switching speed: max. 50 ns
- General application
- Continuous reverse voltage: max. 75 V
- Repetitive peak reverse voltage: max. 75 V
- Repetitive peak forward current: max. 2 A.
- Pb / RoHS Free

## MECHANICAL DATA :

**Case:** DO-35 Glass Case

**Weight:** approx. 0.13g

## SWITCHING DIODE



## Maximum Ratings and Thermal Characteristics (Rating at 25 °C ambient temperature unless otherwise specified.)

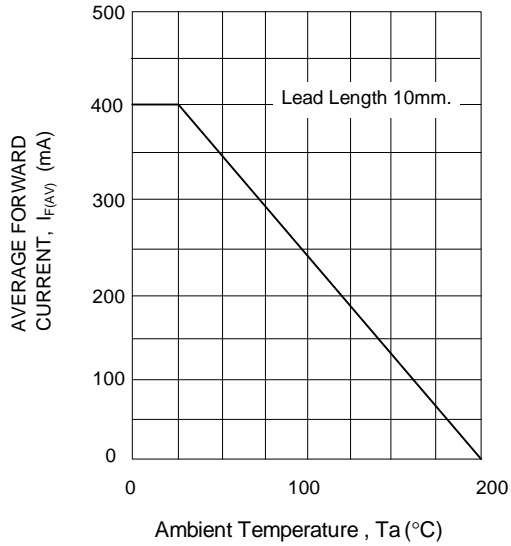
Parameter	Symbol	Value	Unit
Maximum Repetitive Peak Reverse Voltage	$V_{RRM}$	75	V
Maximum Continuous Reverse Voltage	$V_R$	75	V
Maximum Continuous Forward Current	$I_F$	500	mA
Maximum Average Forward Current	$I_{F(AV)}$	400	mA
Maximum Repetitive Peak Forward Current	$I_{FRM}$	2	A
Maximum Non-repetitive Peak Forward Current at $t = 10\text{ms}$ , $T_J = 25^\circ\text{C}$	$I_{FSM}$	9	A
Maximum Power Dissipation	$P_D$	450	mW
Maximum Junction Temperature	$T_J$	200	$^\circ\text{C}$
Storage Temperature Range	$T_S$	-65 to + 200	$^\circ\text{C}$

## Electrical Characteristics ( $T_J = 25^\circ\text{C}$ unless otherwise noted)

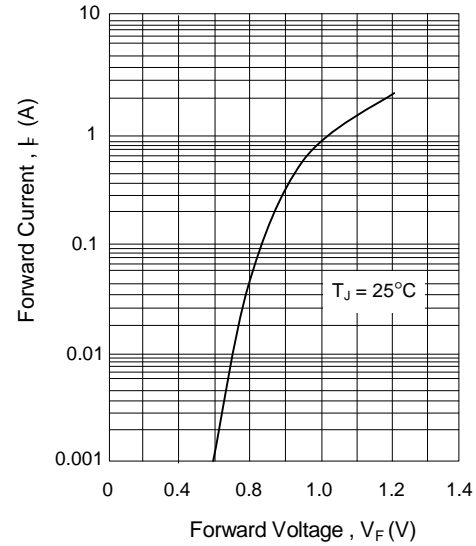
Parameter	Symbol	Test Condition	Min	Typ	Max	Unit
Reverse Current	$I_R$	$V_R = 75\text{ V}$	-	-	5	$\mu\text{A}$
		$V_R = 75\text{ V}$ , $T_J = 150^\circ\text{C}$	-	-	100	
Forward Voltage	$V_F$	$I_F = 300\text{ mA}$	-	-	1.0	V
Diode Capacitance	$C_d$	$f = 1\text{MHz}$ ; $V_R = 0$	-	-	35	pF
Reverse Recovery Time	$T_{rr}$	$I_F = 30\text{mA}$ , $I_R = 30\text{mA}$ $I_{RR} = 3\text{mA}$ , $R_L = 100\ \Omega$ measured at $I_R = 3\text{ mA}$	-	-	50	ns

## RATING AND CHARACTERISTIC CURVES ( BAX18 )

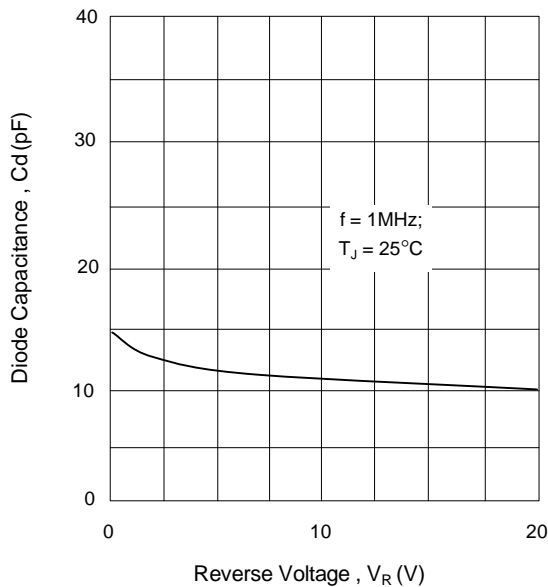
**FIG. 1 MAXIMUM FORWARD CURRENT VERSUS AMBIENT TEMPERATURE.**



**FIG. 2 TYPICAL FORWARD VOLTAGE**



**FIG. 3 TYPICAL DIODE CAPACITANCE AS A FUNCTION OF REVERSE VOLTAGE**



**FIG.4 TYPICAL REVERSE CURRENT VS JUNCTION TEMPERATURE**

